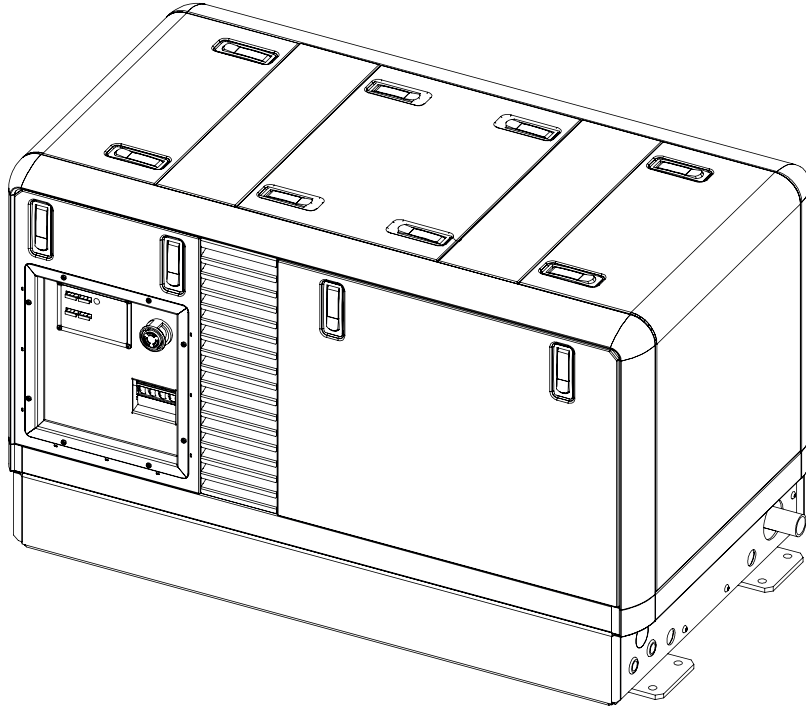




Super Quiet PRO Series 1800 rpm Generator M-SQ Pro 18 Marine

Phase: 1 Phase 120/240 V - 4 wire | **Hertz:** 60 Hz



Generator Weights and Dimensions

General specification	Without Sound Shield	With Sound Shield
Weight kg (lb.)		
Wet	470 (1036,2)	510 (1124,4)
Dry	455 (1003,1)	495 (1091,3)
Length mm (in.)	999 (39,3)	1220 (48)
Width mm (in.)	568 (22,4)	719 (28,3)
Height mm (in.)	681 (26,8)	754 (29,7)

Generator Power Output Specifications

Power Output	
Intermittent Power kW	16,5
Continuous power Kva at 25°C (77°C)	20
Continuous power kW at 25°C (77°C)	16

Engine Features

- Diesel fueled
- No emission certification (ROW)
- Four cylinder
- Four stroke
- Closed cooling system
- Marine heat exchanger and exhaust manifold
- Electric fuel lift pump
- Lifting eye
- Emergency stop optional

Benefits

- Silent, lowest audible noise
- Easy to install, plug and play connections

Generator Features

- High efficient brushless synchronous alternator
- AVR voltage regulation
- Class H insulation
- Air cooled
- Engine and generator are thermally separated from each other

Ratings: Marine continuous ratings per ISO 3046, ISO 8528-1, guidelines for complete ratings definitions. Availability is subject to change without notice.

WhisperPower reserves the right to change the design or specifications without notice and without any obligation or liability whatsoever. Contact your local WhisperPower distributor for availability.



Super Quiet PRO Series 1800 rpm Generator M-SQ Pro 18 Marine

Application Data 1

Generator Engine

Engine Specifications	
Type	Kubota V2203
Cylinder quantity	4
Displacement, L (cu. In.)	2,197 (134)
Bore, mm (in.)	87 (3,4)
Stroke, mm (in.)	92,4 (3,6)
Compression ratio	22.0
Combustion system	IDI
Nominal speed, rpm	1800
Net Continuous power at rated rpm, kW (hp)	17.2 (23.1)
Governor, type	Mechanical (+-5%)
Max. operating angle	20°
Engine Electrical System	
Battery, voltage	12 V
Battery, charging module	40 A
Battery, minimum recommendation	80 Ah
Starter motor	12 V / 1.4 kW
Cooling System	
Capacity, L, approx..	8.1
Heat extraction	Shell and Tube Countercurre
Thermostat	Open at 76.6°C Full open at 85°C
Fuel System	
Fuel shut off solenoid	Electrical (ETR)
Fuel injection pump	In-Line pump
Fuel lift pump	Facet Gold Flo
Lubrication System	
Oil pump type	Pressure
Oil pan capacity with filter, L (gal.)	7.6 (2.0)

Operation

Operation Requirements	60Hz
Engine Speed RPM	1800
Air requirements, ft3/ min	50.62
Max, air intake restriction, kPa	2.45
Exhaust temp. At full load	***
Max. allowed exhaust pressure, kPa	10.7
Fuel Consumption g/kWh	60Hz
100% load	235

Optional: Crankcase heater, Keel cooling, Mass free

Other Specifications

Exhaust mobile ø size	1 1/2" tread
Exhaust marine ø size	ø50 hose con.
Max operating	**
Water in/out	Hose 3/4"
Battery cable	35mm ²
Connection communication	**
Internal circuit breaker	1phase 80 A 3phase 32 A

Alternator Power Ratings at 25°C (77°F)

Model	Alternator	Ph	Rpm	Voltage	Amps	kVA/kW	Hz
NPE32	L4C SAE4 SAE7,5	1	1800	120/240	71	21,2/17	60

Harmonic Distortion < 3%

Configuration
1 phase, series winding, 4wires

Engine Features

- Low oil pressure shutdown
- High engine temperature shutdown
- High seawater temperature shutdown
- Low vibration shock mounts
- Disposable oil filter
- Oil drain plug
- Disposable water/ fuel filter

Alternator Features

- Brushless, rotating field design permits power to be obtained from stationary leads.
- Windings are vacuum impregnated with epoxy varnish for dependability and long life.
- Rotors are dynamically balanced to minimize vibration.
- Copper windings ensure minimal heat build-up.

- Insulation meets NEMA standards for class H insulation.
- Flexible connected to the engine. The generator has double sealed precision ball bearing with a precision-machined steel sleeve in the end bracket to prevent shaft misalignment and extend bearing life.

General Conditions

- Ventilated environment required
- Operating temperature of -10 °C / + 40 °C
- Storage temperature of -20 °C / +70 °C
- Relative humidity in operations / storage of max 75% RH, no-condensing



Super Quiet PRO Series 1800 rpm Generator M-SQ Pro 18 Marine

Application Data 2

Generator Control Basic



Generator Control Advanced



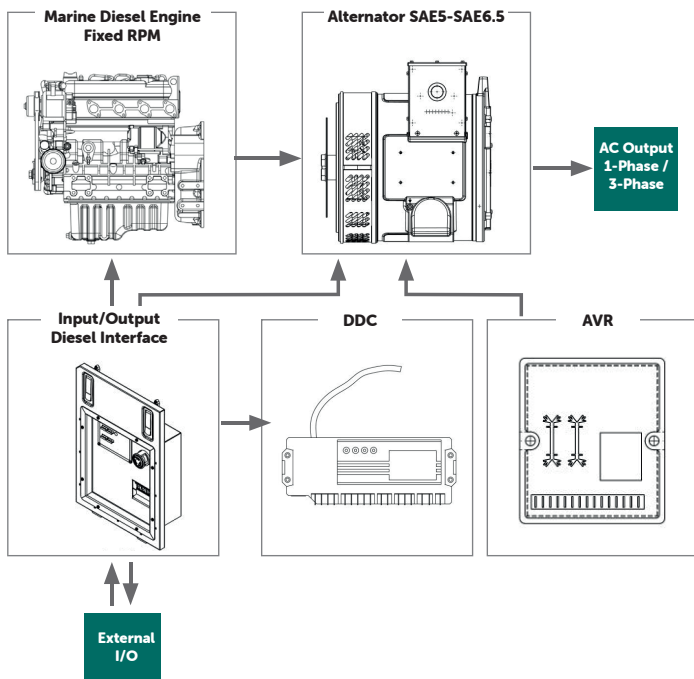
DDC

- Full engine control
- Robust digital sensor readout
- Basic monitoring of conventional and PM technology generators
- DDC RS485 communication to Whisper Touch Panel LCD display with all important information about the output and load
- The load bar shows the real time delivered load
- Engine will stop in the event of a fault
- It is possible to have the generator start and run according to a pre-programmed schedule
- It is possible to have the generator start and stop according to a pre-programmed schedule
- Language by choice. German, English, French, Italian, Dutch and Spanish.

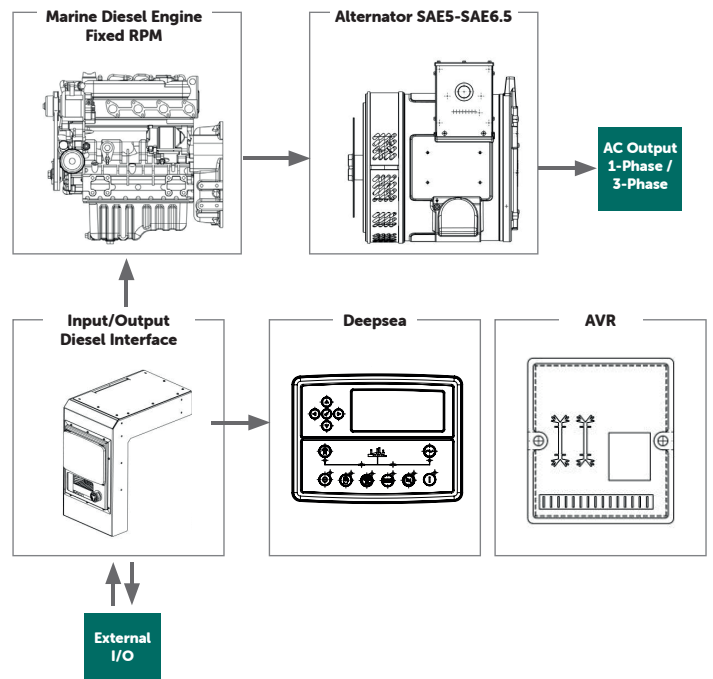
Deepsea

- Full engine control
- Robust digital sensor readout
- Full analogue sensor readout
- Full monitoring of conventional generators
- Easy to integrate in PLC with modbus, CAN or Ethernet
- Possibility for load sharing and synchronization
- Optional auto start and switchover on mains failure
- Remote communications (RS232, RS485 x2, Ethernet)
- Provides secure and simple off site monitoring
- Graphical displays showing, charts, meters, power display, graphs and engine status information
- Information is displayed clearly and in a universal format for all users
- Language by choice. German, English, French, Italian, Dutch and Spanish.

DDC Configuration



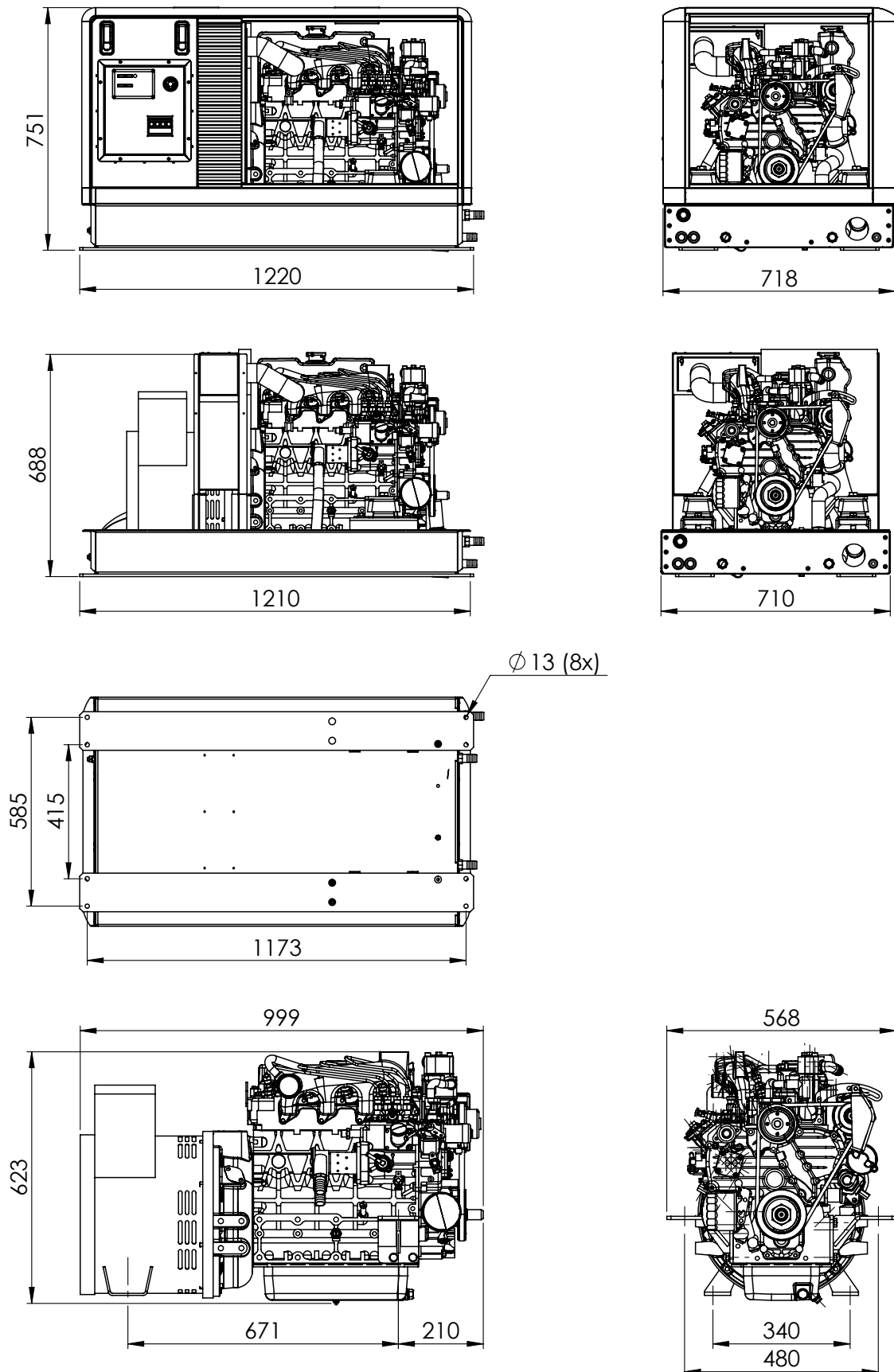
Deepsea Configuration





Super Quiet PRO Series 1800 rpm Generator M-SQ Pro 18 Marine

Drawing 1 - SQ PRO (With DDC Control)





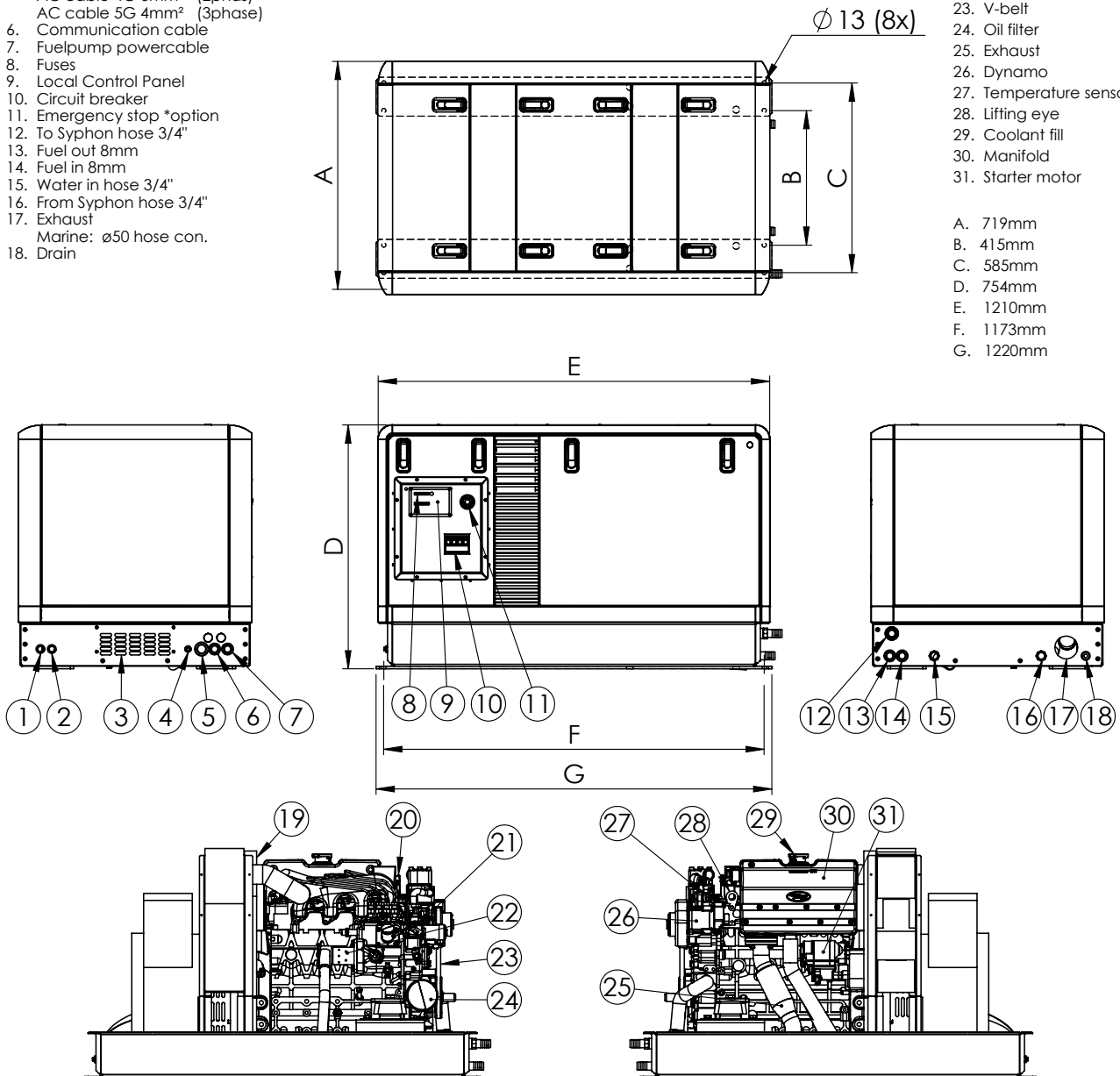
Super Quiet PRO Series 1800 rpm Generator M-SQ Pro 18 Marine

Drawing 2 - SQ PRO (With DDC Control)

1. Battery "black" 35mm²
2. Battery "red" 35mm²
3. Air inlet
4. Earth lug M10
5. AC cable 3G 10mm² (1phase)
- AC cable 4G 6mm² (2phas)
- AC cable 5G 4mm² (3phase)
6. Communication cable
7. Fuelpump powercable
8. Fuses
9. Local Control Panel
10. Circuit breaker
11. Emergency stop *option
12. To Syphon hose 3/4"
13. Fuel out 8mm
14. Fuel in 8mm
15. Water in hose 3/4"
16. From Syphon hose 3/4"
17. Exhaust
18. Drain

SQ- Pro 18

19. Air filter
20. Oil fill
21. Accelerator
22. Waterpump
23. V-belt
24. Oil filter
25. Exhaust
26. Dynamo
27. Temperature sensor
28. Lifting eye
29. Coolant fill
30. Manifold
31. Starter motor

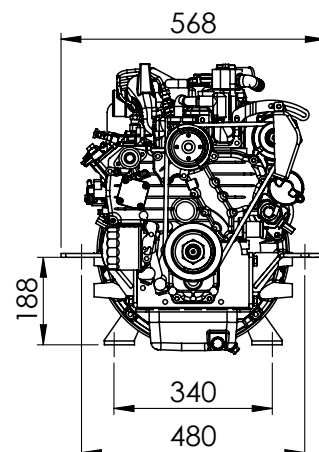
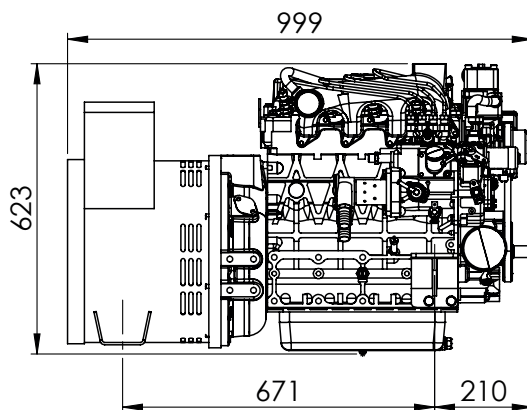
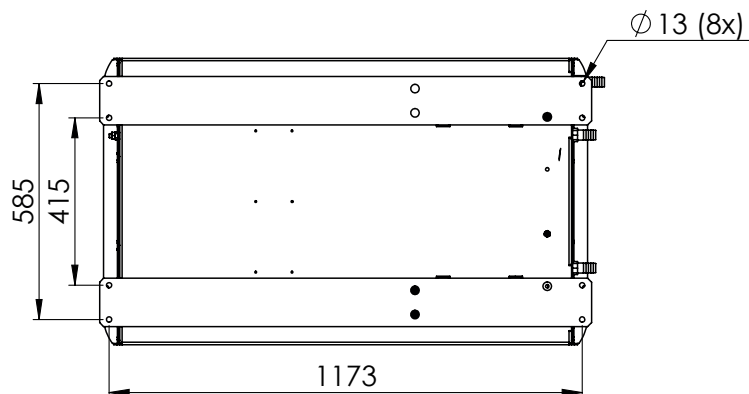
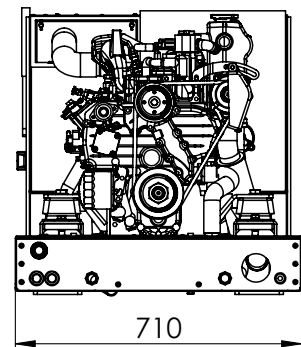
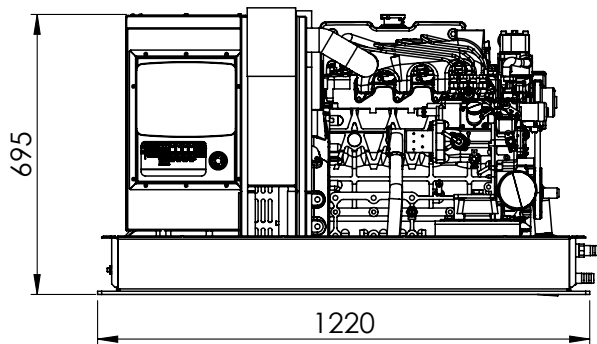

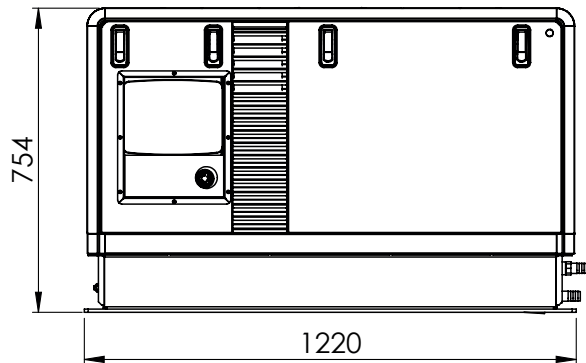


Coating
 Bottom structure Profile structure ;
 Powder Coating AE80104123621 BLACK
 Panels; Powder coating RAL9010 White
 Mass dry weight: 510kG



Super Quiet PRO Series 1800 rpm Generator M-SQ Pro 18 Marine Non Emission

Drawing 3 - SQ PRO (With DeepSea Control)



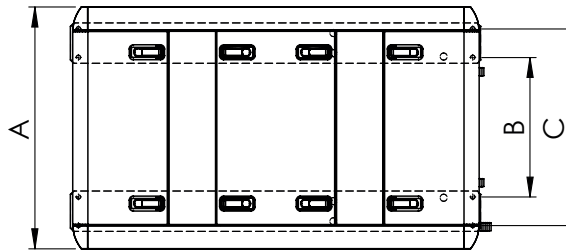


Super Quiet PRO Series 1800 rpm Generator M-SQ Pro 18 Marine

Drawing 4 - SQ PRO (With DeepSea Control)

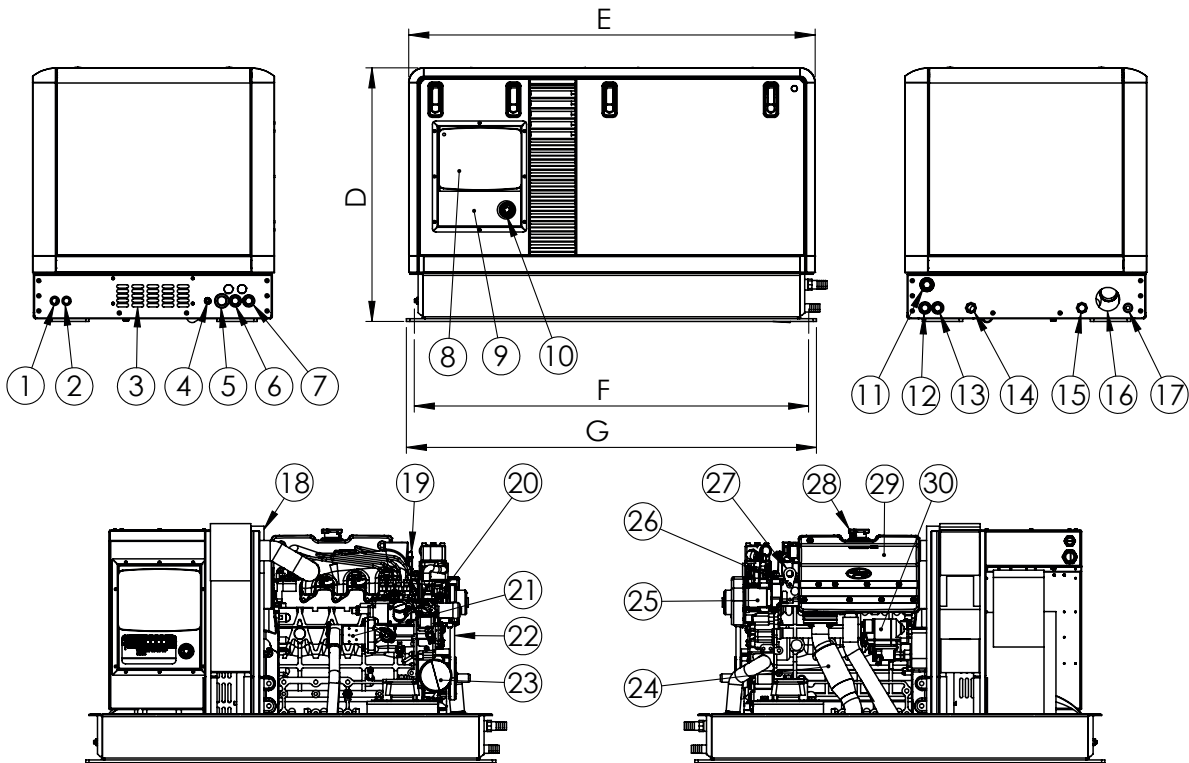
1. Battery "black" 35mm²
2. Battery "red" 35mm²
3. Air inlet
4. Earth lug M10
5. AC cable 3G 10mm² (1phase)
AC cable 4G 6mm² (2phase)
AC cable 5G 4mm² (3phase)
6. Communication cable
7. Fuel pump power cable
8. Generator Control Panel
9. Fuses
10. Emergency stop *option
11. To Syphon hose 3/4"
12. Fuel out 8mm
13. Fuel in 8mm
14. Water in hose 3/4"
15. From Syphon hose 3/4"
16. Exhaust
Marine: Ø50 hose con.
17. Drain

M-SQ- Pro 18



18. Air filter
19. Oil fill
20. Accelerator
21. Waterpump
22. V-belt
23. Oil filter
24. Exhaust
25. Dynamo
26. Temperature sensor
27. Lifting eye
28. Coolant fill
29. Manifold
30. Starter motor

- A. 719 mm
- B. 415 mm
- C. 585 mm
- D. 754 mm
- E. 1210 mm
- F. 1173 mm
- G. 1220 mm



Coating
Bottom structure Profile structure ;
Powder Coating AE80104123621 BLACK
Panels; Powder coating RAL9010 White
Mass Dry Weight: 510 kG